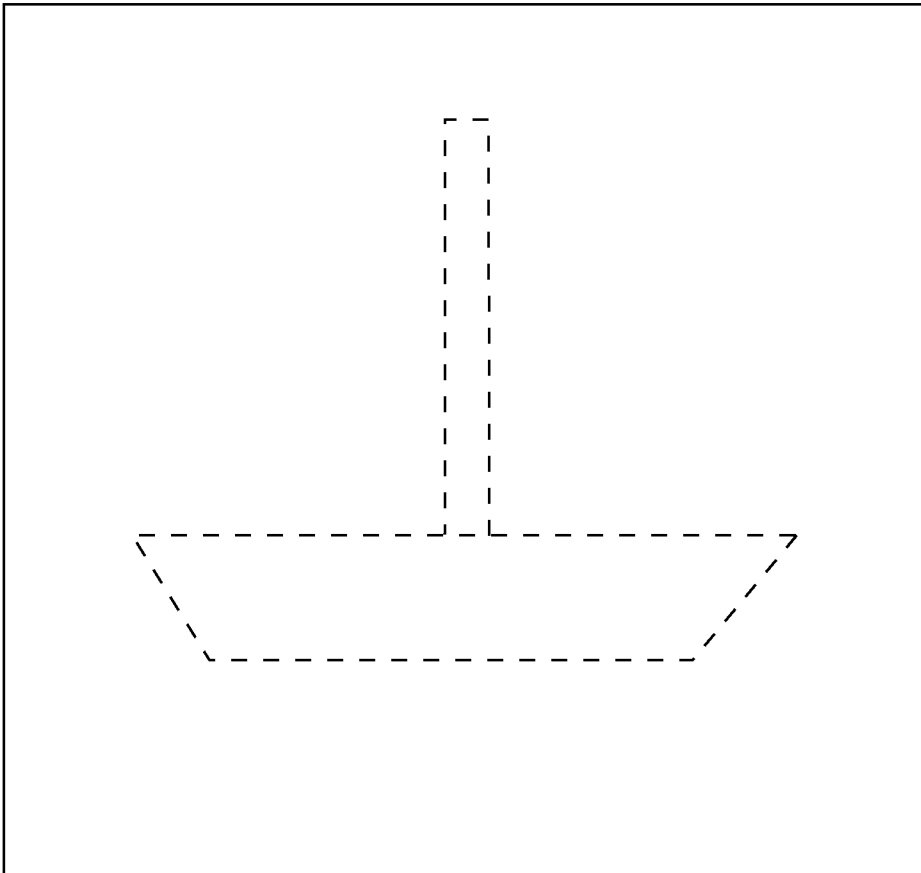
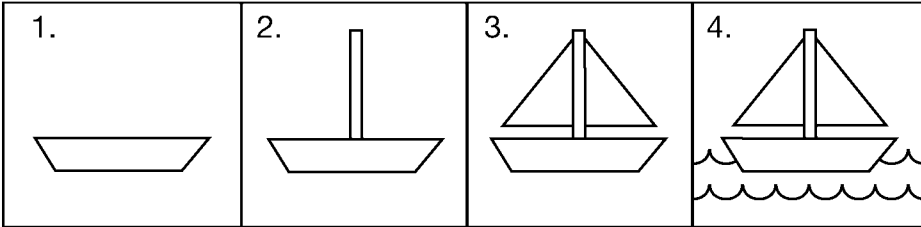


Simon, Andrew, James and John
left their boats to follow Jesus.

Use these pictures to draw the boat.

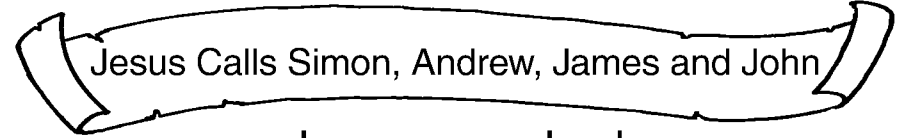


Children's Worship Bulletin™





Ages 3+

January 24, 2021 • Mark 1:14-20



Jesus preached
the good news of God!

Match the puzzle pieces.



Jesus asked Simon and his brother Andrew to ...

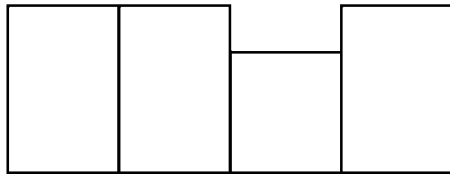
Use the picture code.



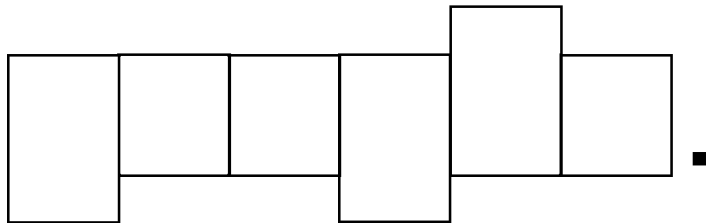
people



fish








for



Jesus saw 2 more fishermen.
They were James and John.


Circle the 2 fishermen.





When Jesus saw James and John, He called to them. How did James and John respond?

Unscramble the letters to fill in the blanks.



“... _____ their
 _____ hety _____ lft
 _____ Zebedee in the _____
 rtfah _____ taob
 with the _____ and
 _____ eihrd _____ nme
 _____ dellowfo _____ mHi.”

Children's Worship Bulletin™

Ages 7+

January 24, 2021 • Mark 1:14-20

Jesus Calls Simon, Andrew, James and John

Jesus went into Galilee and preached. What did He say?



Use the clock code to fill in the blanks.

B	D	E	G	I	K		
L	M	N	O	P	R	T	V

“The _____ has come,”



Jesus said. “The _____



of God is near. _____




and _____



the _____ news!”



Jesus saw Simon and Andrew fishing.
What did He say to them?



Use this code to fill in the blanks.


A	B	C	D	E	F	G	H	I	J	K	L	M	N
Z	Y	X	W	V	U	T	S	R	Q	P	O	N	M
O	P	Q	R	S	T	U	V	W	X	Y	Z		
L	K	J	I	H	G	F	E	D	C	B	A		

“ X L N V , U L O O L D

N V , Q V H F H

H Z R W , Z M W R

D R O O H V M W B L F



L F G G L


U R H S

U L I

K V L K O V .”

What did Andrew and
Simon do once Jesus called them?

Add and subtract letters to find out.



1. ARE - RE + T = _____

2. OPEN + NCE - PEN = _____

3. TABLE + FT - TAB = _____

4. NOSE + ET - OSE + S = _____

5. FISH + HOLLOW - ISHH + ED = _____


1) _____ 2) _____

they 3) _____

their 4) _____ and

5) _____

Him.



JAN 24

HOUSE ON A ROCK

LESSON

Introduction:

Have you ever been in a real storm? What did it feel like to be in a storm? Were you afraid?

What do you do in your home when you know a storm is coming? Where is the safest place to be?

READ: SPARK BIBLE, pg. 250

Discussion Questions:

1. How did the wise man in the story build his house safely?
2. How might that tell us how we should build our lives?
3. Why did Jesus tell stories like this one to his followers? What are these stories called?
4. How do we build our lives on the rock of Jesus Christ?
5. When have you felt that you were on shaky ground with your faith?
6. What things can we do to make sure our lives are built on the rock of God?

APPLICATION

When we build something, we want to make sure the whole structure is solid and strong. Just like the things we build, we know God's Word is the largest, strongest thing we can build our lives on.


PRAYER

Dear God,

Thank you for keeping us safe! Teach us to build our lives on you and your Word, like the wise man who built his house on the rock. We pray in Jesus' name.

Amen!

ACTIVITY – Wise and foolish builders



Supplies needed:


- Scissors
- Glue
- Crayons or markers (grey and brown)

Instructions:

1. Glue the strip of paper with words on it across the top of your colored paper
2. Glue three craft sticks in the shape of a house on the left side of the paper. Draw grey stones and rocks under the house.
3. Break the other two craft sticks in half (or have a parent help you) and glue them on the right side of the paper. Draw brown sand under the pile of broken sticks.

Let the picture remind you to always build your life on the sturdy rock of God!

House on the Rock



The smart person built a house on a sturdy rock.

READ IT

This rotation's Bible story is

House on the Rock

from Matthew 7:24-28.

A house built on bedrock will stand.

Ask each other what you remember about:

- Wise
- Foolish
- Astounded
- Authority
- Scribe

In Israel, house builders must be careful to build their homes where floods cannot wash them away.

Read the whole story together in the Bible!

Spark Story Bible pages 282-285

Spark Bible page 1066

Family Prayer

Dear Lord, help us to live as you teach so our lives will rest on faith as strong as bedrock. In Jesus' name we pray. Amen.

TALK ABOUT IT



Family Conversations

- 1** What happens to sand castles when waves hit them?
- 2** How is practicing our faith like building our house on rock?
- 3** What happens to our thinking and actions when we are worried or afraid? How can we help ourselves to think clearly?
- 4** Draw a house together. As wise builders, name the ways you can practice your faith and live as God wishes to make your faith as firm as a rock.



Eye Spark

Look at the homes around you. Remember Jesus' parable.



Ear Spark

Listen. What needs to be done around your house? Help.

LIVE IT

For families to do together

Mound up sand from a sandbox. Place a toy house upon it. Pour a pitcher of water over it. What happens to the house? Do the same with a house set on rock. What happens now?

For younger kids

Build many sandcastles this week. Do any of them stand in water?

For older kids

Research the effects of floods.

Art

Have everyone make a crayon drawing in light colors (white and yellow work best). Draw a big cross in the center. Then paint a storm over it with dark water-color paints. Notice how the paint cannot overcome the cross and other things you've drawn. Talk about how God is with us in our storms of life. Because of our faith, the storms cannot overwhelm us.

Computer Lab

Go online and do some research on storm shelters. Then create one of your own. Collect bottled water, granola bars, blankets, toilet paper, radio, candles, games, and so on. Have a storm alert drill. Hold family devotions in your storm shelter and read this Bible story together. Thank God for creating a sure foundation for us.

Creative Drama

Take your family to a park or other public outdoor location near your home. Listen to the sounds. Share with one another the sounds you hear. Tell each other you love them, and that God loves them. Use your voice and the sounds you hear to honor and praise God.

Video

Display an image in your home of a house on a rock. Each time someone recognizes an act that follows Jesus' words, write it around the foundation of the house. (sharing, forgiveness, courage, humility, bravery, truthfulness) Soon you will see how these actions build a strong foundation for a loving home.

Bible Skills and Games

Talk about different versions of movies, stories, fairytales, and games. Write a new version of Matthew 7:24-29. Think about a theme other than house building. Write a new story version together that helps us to know that our faith in God should be strong. One person can illustrate the story. Share your story with another family or at church.

Cooking

Try making rock candy. It may take up to a week, but it's fun and fascinating. It requires simple ingredients and supplies of sugar, water, extract, a glass jar, and a skewer. Wet the skewer, roll it in sugar, and let it dry. Boil 2 cups (500 mL) water with 4 cups (800 g) sugar until the sugar is dissolved. Take it off the heat and add 1 tsp (5 mL) extract of your choice. Pour this syrup into the jar. Suspend the skewer in it with a clothespin. Store in a cool, dry place with plastic wrap loosely set on top. Talk about how the rock of our lives is faith in God.

Music

Families can create their own stone altars at home—outside (if your climate permits you to build the altar year-round) or indoors (if your climate is too cold for part of the year or if you don't have outdoor space). For an indoor altar, place a bowl in the middle of the table. When you have shared meals, give each person a stone to place in the bowl either as a thank-you prayer, "Please bless _____," or "I need strength for _____." For an outdoor altar, choose a regular time in the week when your whole household can gather for prayer. If a person chooses to add a rock without telling why, respect his or her privacy.

Science

Visit a historic building in your area. It may be a church, a city building, or a historic home. Walk around the outside of the building. Look at the foundation. Identify the materials used in the foundation. Find the cornerstone and the date it was built. Talk about what makes a building strong so it will last.

The Wise Man Build His House on a ROCK

E Z O U K A Q M Q S S Y Z P Y M F
D N I E S D W I A V F H N F R E O
M L Y G K A A K V S I G O L R D O
E H I Y D N I W W D R Q I O J Q L
J A S U G M M C D A M I T K E G I
A X A U B M X K C G D N A S S H S
A E U D S L I Q N J I B D P U E H
K S T J K E G D E L W O N K S A C
N I H B L V T D N A T S U R C R V
B W O L R N U D L Z H V O R H A I
G W R R F X G L H D H J F U R N V
M G I J D L X O V M A K F W I D K
P T T Q E R O Y M O C C I U S O P
M S Y M F V N O L D K O O V T B O
F U K D F I D L D S K R P W R E C
V R D B A R E S P I J E E S Q Y O
L T P R A F R P I W U F R X T I M

HEAR AND OBEY KNOWLEDGE FIRM FLOOD WIND RAIN
BUILD WISDOM STAND SAND FOUNDATION AUTHORITY FELL
TRUST JESUS CHRIST ROCK FOOLISH WISE